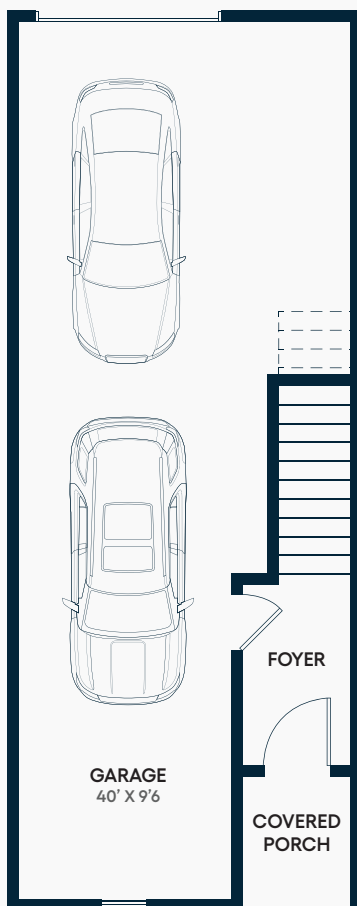




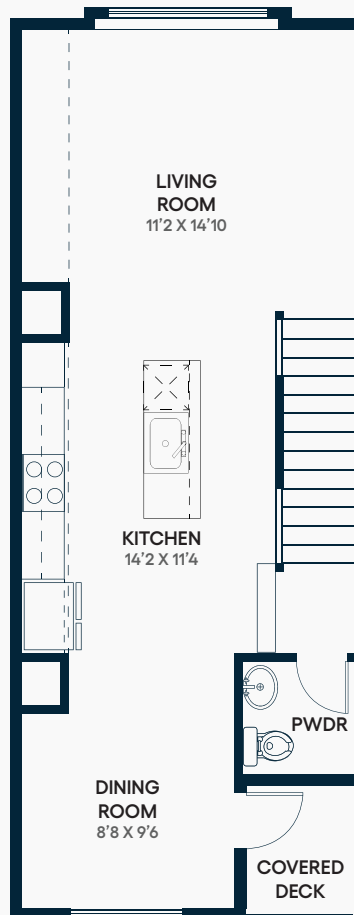
## FLOORPLAN TYPE I - 1290

Units A2, A3, C2, C3, C4

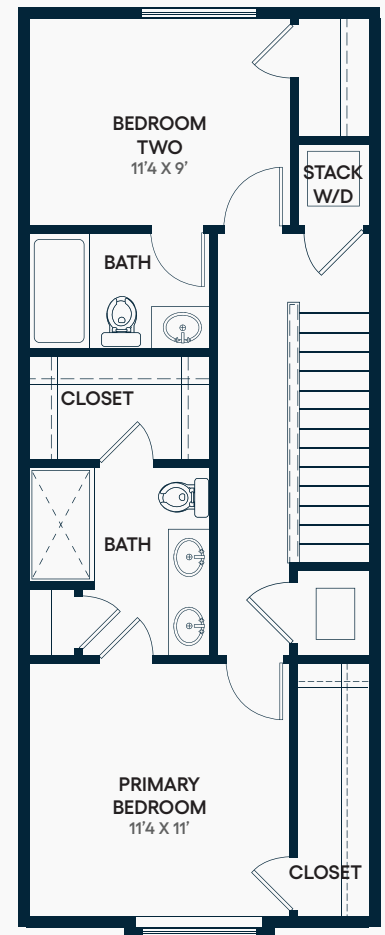
### LOWER LEVEL



### MAIN LEVEL



### UPPER LEVEL



- 2 Bedrooms, 2.25 Baths
- 1,290 SF
- Covered Deck
- 2-Car Tandem Garage

- Both Bedrooms have Walk-In Closets
- Primary Suite with 2 Walk-In Closets
- A Units are South Facing
- C Units are East Facing

[msrcommunities.com/bliss-16](https://msrcommunities.com/bliss-16)

