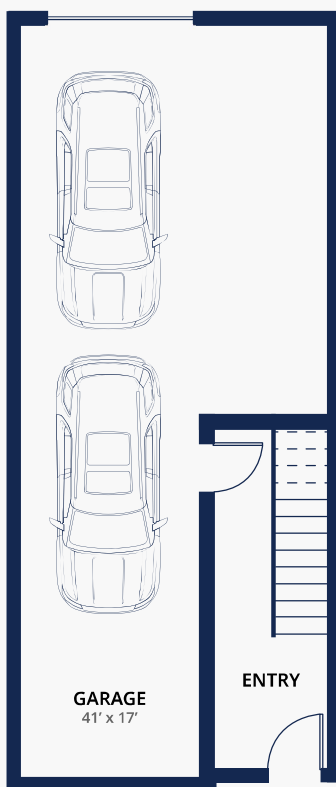




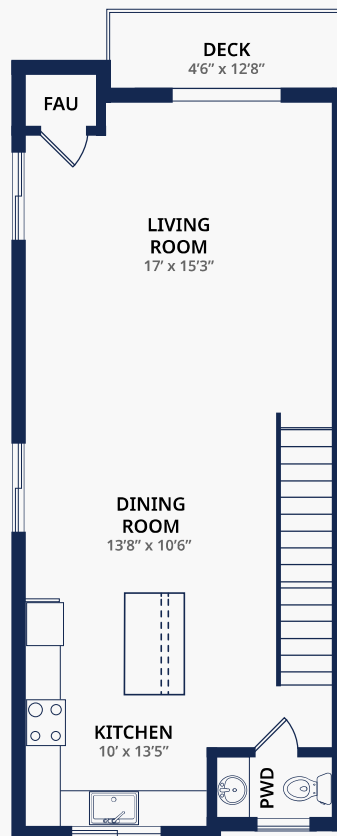
## PLAN 1631

**Units: B1 & C6**

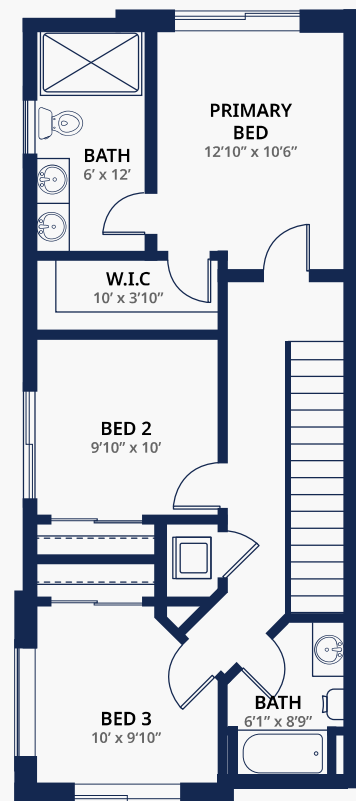
LOWER LEVEL



MAIN LEVEL



UPPER LEVEL



- 3 Bedrooms, 2.5 Baths
- 1,631 SF
- Primary Suite with Walk-In Closet

- Deck on Main Level
- 2-Car, Tandem Garage
- Stacked W/D Laundry Closet Upstairs

Sonna Stanton - Lead Sales Agent  
425.606.0046 | sonna@teambuilderkw.com

Lincy Mathew - Associate Sales Agent  
425.761.0859 | lincymathew@kw.com