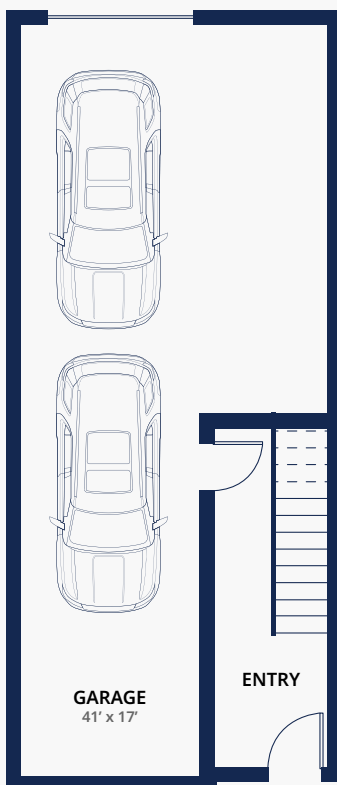




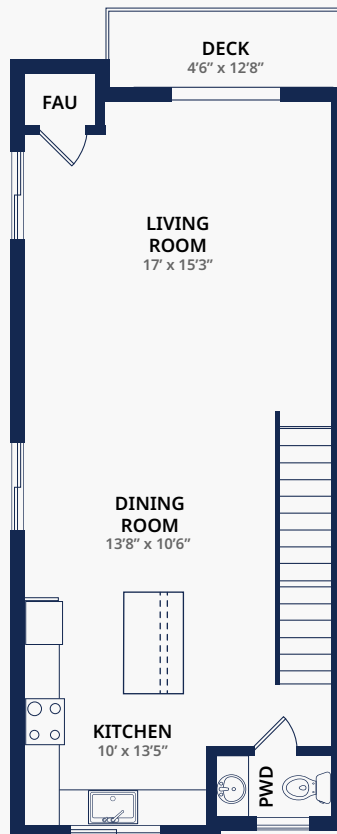
PLAN 1631

Units: B1 & C6

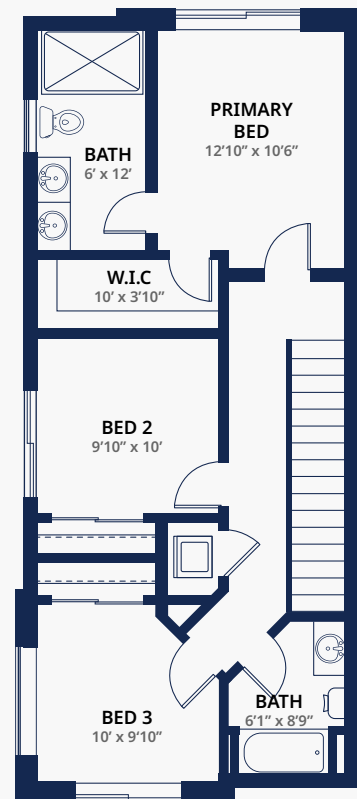
LOWER LEVEL



MAIN LEVEL



UPPER LEVEL



- 3 Bedrooms, 2.5 Baths
- 1,631 SF
- Primary Suite with Walk-In Closet

- Deck on Main Level
- 2-Car, Tandem Garage
- Stacked W/D Laundry Closet Upstairs

425.818.7770 | info@msrcommunities.com