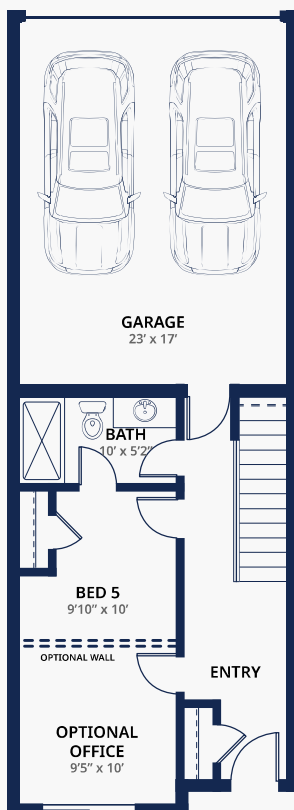




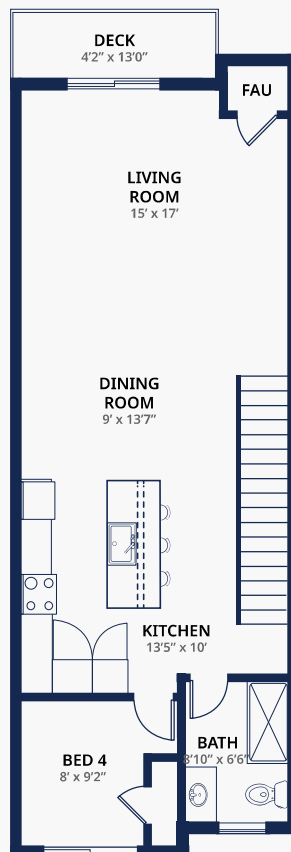
PLAN 2227

Units C1 - C5

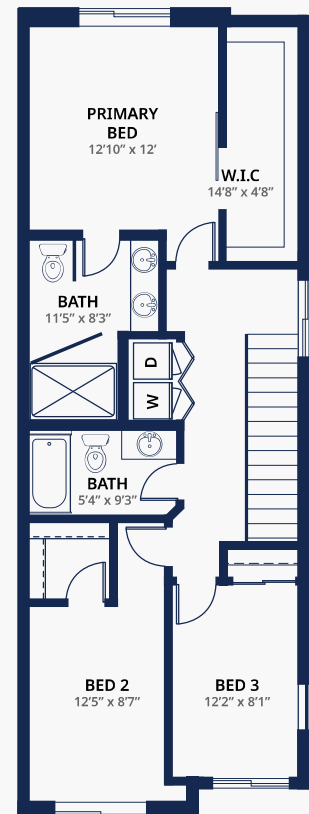
LOWER LEVEL



MAIN LEVEL



UPPER LEVEL



- 5 Bedrooms, 4 Baths
- 2,227 SF
- Bedroom on Lower & Main Level
- Primary Suite with Walk-In Closet

- Deck on Main Level
- Optional Office on Lower Level
- 2-Car, Side-by-Side Garage
- Side-by-Side W/D Laundry Closet Upstairs

Sonna Stanton - Lead Sales Agent
425.606.0046 | sonna@teambuilderkw.com

Lincy Mathew - Associate Sales Agent
425.761.0859 | lincymathew@kw.com